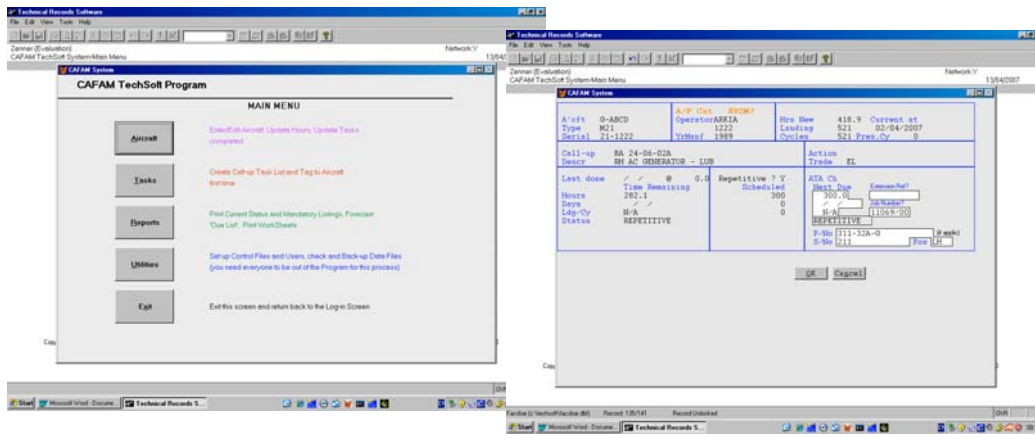


TECHNICAL RECORDS SOFTWARE - **TECHSOFT**

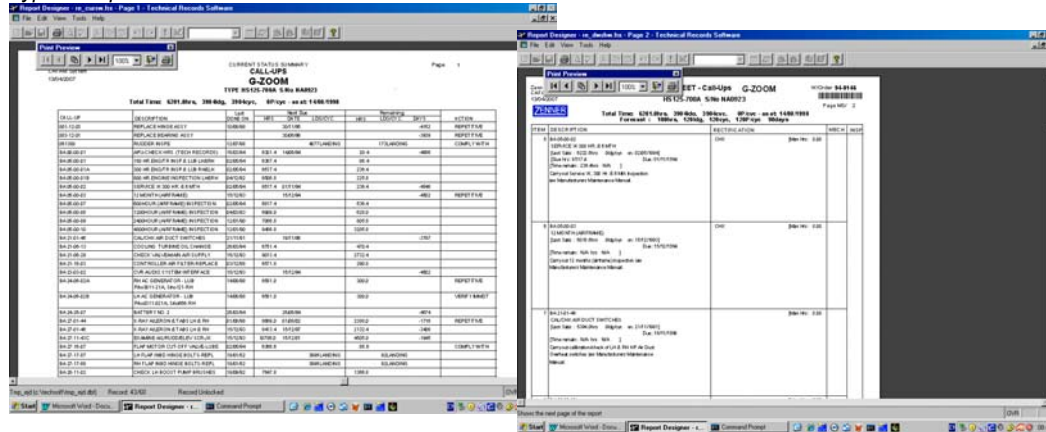
"A SIMPLE TO USE AIRCRAFT RECORDS CONTROL SYSTEM"

Main Screen



Satisfy Maintenance Call-ups screen

Typical Reports/Worksheets



BRIEF SPECIFICATION

- Simple to use program
- Based on the CAFAM Program data processing engine
- One million records maximum per file
- Single User version or Multi-user Network version available
- Aircraft records maintained by Hours, Landings/Cycles or Days
- Separate File for APU or HTR controlling Hours, Landings/Cycles or Days
- Easy facility to globally update the files for Flight Times
- Complete listing of Current Status of Call-ups and Rotables
- Forecast ahead "Due List" per aircraft
- Worksheets printed out on this Forecast
- List of the Mandatory Status (AD's etc) of the Aircraft
- History of all Maintenance Call-ups previously satisfied

PRICE GBP £1,495+vat (Single User version, Network version £1,990+vat)
(one time payment with no recurring charges)

Zenner Ltd, 9 Costells Meadow, Westerham, Kent TN16 1BL
FOR FURTHER DETAILS EMAIL US AT info@cafam.net
Telephone: **+44 (0) 1 959 565 707**

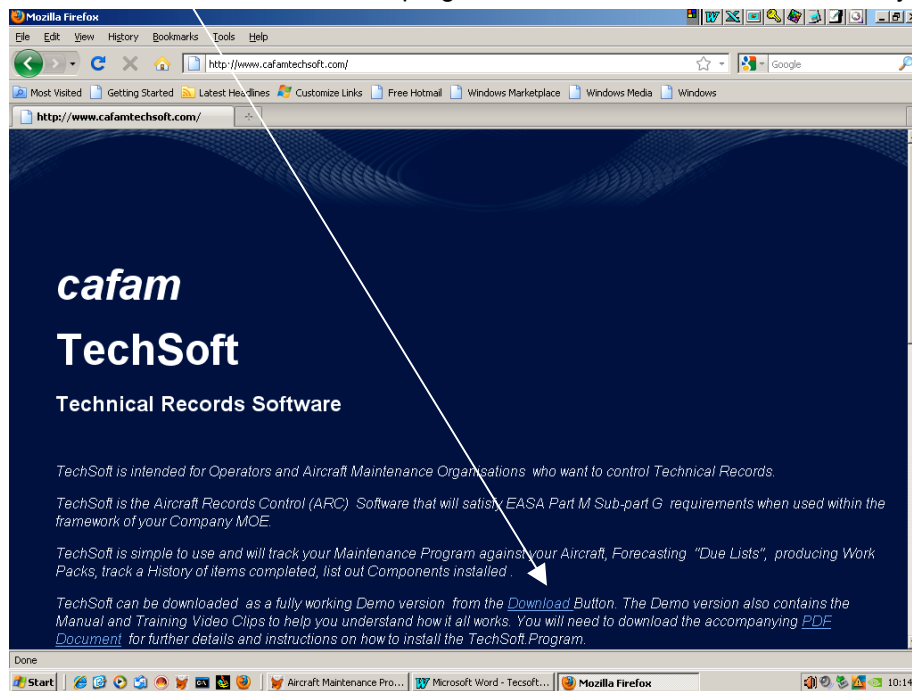


TECHNICAL RECORDS SOFTWARE - *TECHSOFT* "A SIMPLE TO USE AIRCRAFT RECORDS CONTROL SYSTEM"

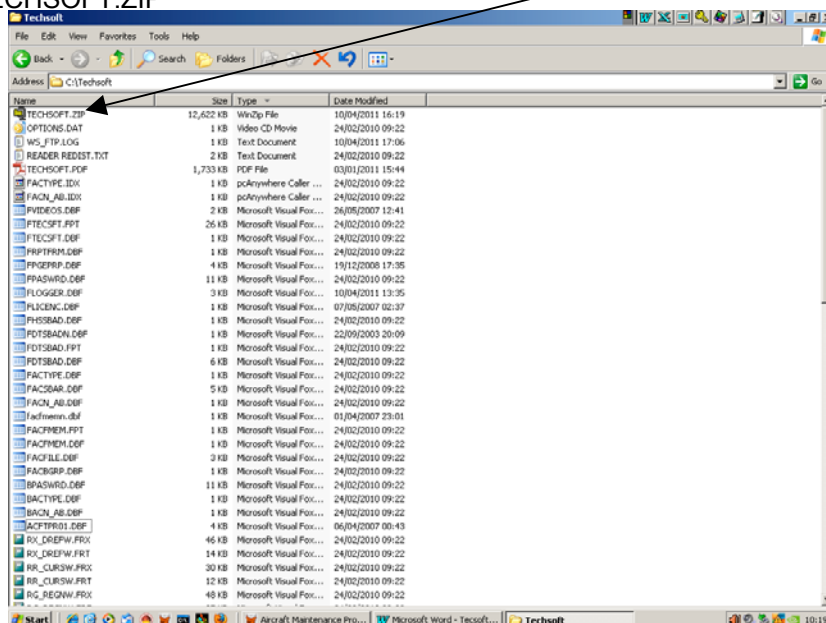
INSTALLATION OF PROGRAM

Download the Program from www.cafamtechsoft.com

1. Click on the link and download the program to "SAVE" in a suitable folder on your PC.



2. Open this folder (e.g. C:\TECHSOFT) and click to extract and Unzip the contents of TECHSOFT.ZIP

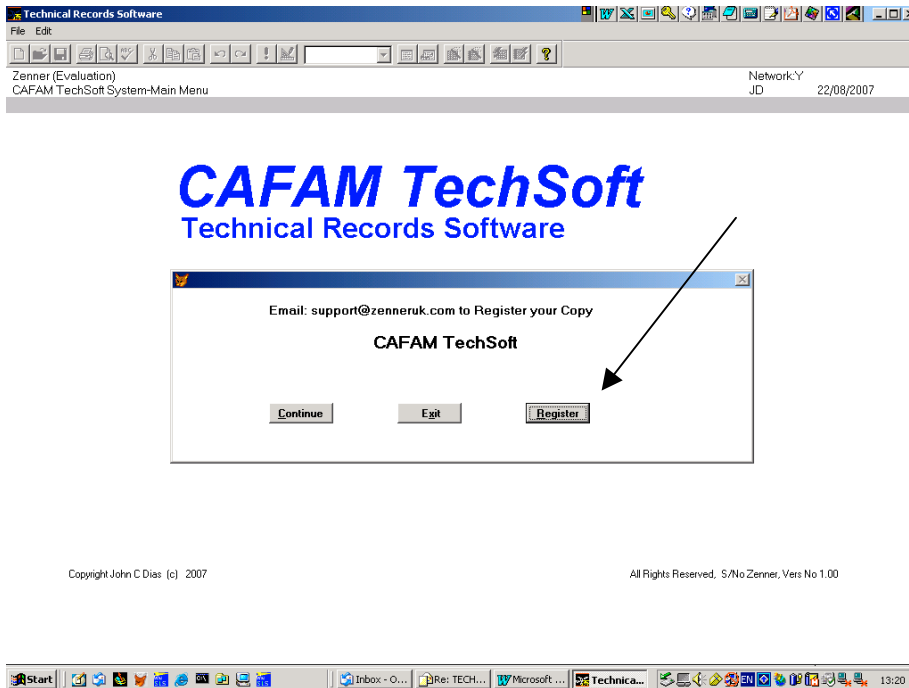


3. The program TECHSOFT.EXE will be installed in the folder together with all files that are needed to run the program. Simply click on this file to run the program
4. The program is an evaluation copy limited by number of records and date expiry
5. Date Expiry is self renewing and does not require a new download. It re-sets itself automatically for another 30days
6. Both the Login name and Password is auto-set in the evaluation copy to "JD". In the full version you can define your own Users
7. Simply press enter on the default Login screen and use the HELP button top Right Hand corner of the screen.
8. In the HELP section you can print out the Manual - a PDF file called TECHSOFT.PDF plus run other files which are Video Clips of "How To" do various functions in the program
9. To purchase the license to use TECHSOFT, you will need to email us your Company name. We will respond back with an activation key you can enter as illustrated on the next page

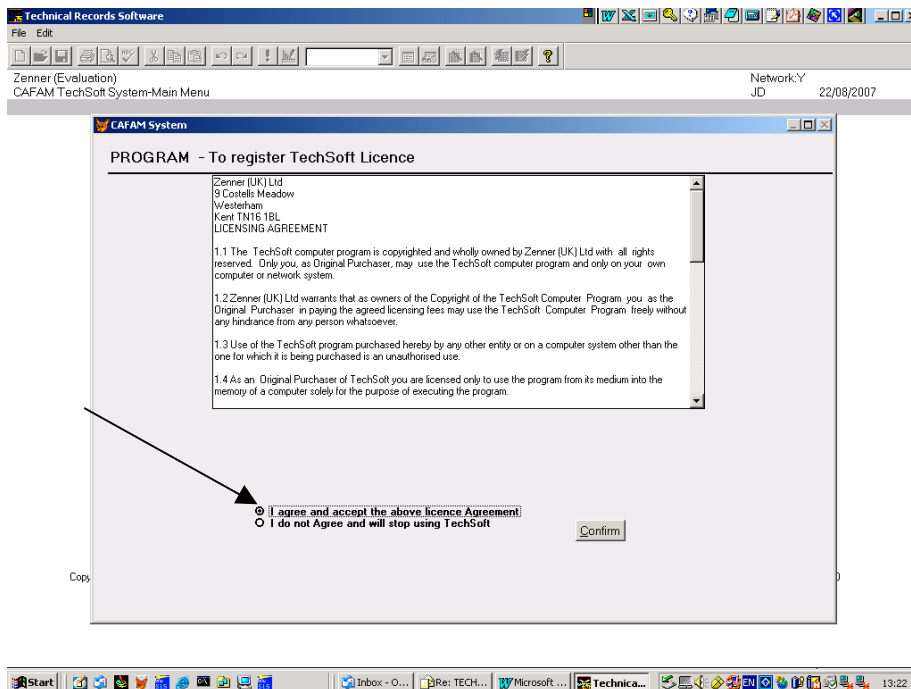
- end -

REGISTERING TECHSOFT

On exiting the Evaluation copy you will have the option to Register the licence as follows:



Confirm to accept the Licence Agreement as follows:



REGISTERING TECHSOFT

And enter the Activation Key we supply:

Technical Records Software

File Edit

Zenner (Evaluation)
CAFAM TechSoft System-Main Menu

Network:Y
JD 22/08/2007

CAFAM System

PROGRAM - To register TechSoft Licence

Company Name
Address

Country
Telephone
Fax
Regulatory Authority
Company Approval
Web Address
Email Address

Activation Key - - -

Contact Zenner (UK) Ltd for the Activation key **email support@zenneruk.com**
Quoting the Company Name

Copy

Start | Incho - O... | Re: TECH... | Microsoft ... | Technica... | 13:24

-END-